



KEMPER 'Multi-Fix', static valve

- With stop and drainage for maintenance work
- Including thermometer and optionally available with temperature sensor
- With self-lubricating EPDM lip seals that can be replaced under pressure as a maintenance-free spindle sealing
- Completely made of gunmetal, resistant to aggressive water
- Stagnant-zone-free

KEMPER 'Multi-Fix'

A potential problem in secondary hot water systems is Legionnaires disease resulting from the growth of the Legionella bacteria. Legionella bacteria starts to multiply between 30°C to 45°C but are decrease by temperatures over 50°C. It is recommended temperature areas in the whole system between 55°C and 60°C.

The KEMPER 'Multi-Fix' manual double regulating valve is designed for use on recirculating secondary hot water systems allowing the water temperature to be measured and adjusted.


The 'Multi-Fix' is part of the KEMPER range of valves which includes the 'Multi-Therm', 'Eta-Therm' and 'Multi-Tee' designed to maintain the secondary re-circulating return water at 58°C. Traditionally a commissioning set or a thermometer and double

regulating valve have been used to control the flow but site condition can necessitate small changes in installation which affect the heat loss from the system.

The 'Multi-Fix' valve combines a double regulating control valve with a temperature pocket and thermometer into one valve for ease of installation and use. The valve should be installed at the end of the least favoured branch (furthest away) of a multi branch system to ensure the water is at the desired temperature.

The valve can also be installed at the end of the recirculating system prior to the water entering the calorifier. Installing valves at these two positions ensures that water in the other branches exceeds the specified temperature allowing the 'Multi-Therm' and 'Eta-Therm' valves to control the return water temperature.

The thermometer probe allows the temperature to be measured easily and the 'Multi-Fix' valve set to maintain the specified temperature, eliminating the effects of any site conditions which could affect the water temperature.



Technical Specification

The KEMPER 'Multi-Fix' valves are DVGW (German association for gas and water products, Deutscher Verein des Gas und Wasserfaches) approved for use on potable water systems. The valves are manufactured in bronze to BS EN 1982 CC491K and are therefore dezincification resistant. EPDM maintenance free valve stem seal. The body is designed to provide a stagnant free flow path through the valve. When closed the valve isolates eliminating the need for an additional isolating or service valve.

'Multi-Fix' valves are also available fitted with a drain valve, PT1000 temperature sensor and preformed insulation shell.

'Multi-Fix' valves are normally supplied with a male parallel thread for use with union tails the most common to suit copper pipe, Mapress copper, pressfit copper or with a male taper threads to BS EN 10226-2.

Adjustable range	0 - Closed 5.9 - Full open
Max. operating temperature	90°C
Nominal pressure	PN16
Nominal sizes	kv-ranges in m ³ /h at Δp = 100 kPa
DN 15	0.1 to 1.46
DN 20	0.12 to 3.13
DN 25	0.1 to 5.04
DN 32	0.3 to 10.19
Valve type	Fig 150 0G male thread with flat gasket with thermometer Fig 150 1G male thread with flat gasket with thermometer and drain valve Fig 151 00 female thread with thermometer Fig 151 01 female thread with thermometer and drain valve

Correct Sizing

As with all regulating valves it is important they are sized correctly to give the optimum performance.

For large systems KEMPER has developed the KEMPER Dendrit CAD program which considers the complete hot water system and recommends sizes of 'Multi-Therm', 'Eta-Therm' and 'Multi-Fix' valves in addition to pipe sizes for the main pipework and individual branches.

For smaller or individual circuits a spread sheet is available to enable the designer to accurately size valves and pipework. Flow data charts are available to relate required flow rate to pressure loss through the valve. The 'Multi-Fix' valve can be pre-set prior to installation in lieu of the 'Multi-Therm' valve on the least favoured branch by creating the same pressure loss and achieving the same flow rate.

Example valve DN 15

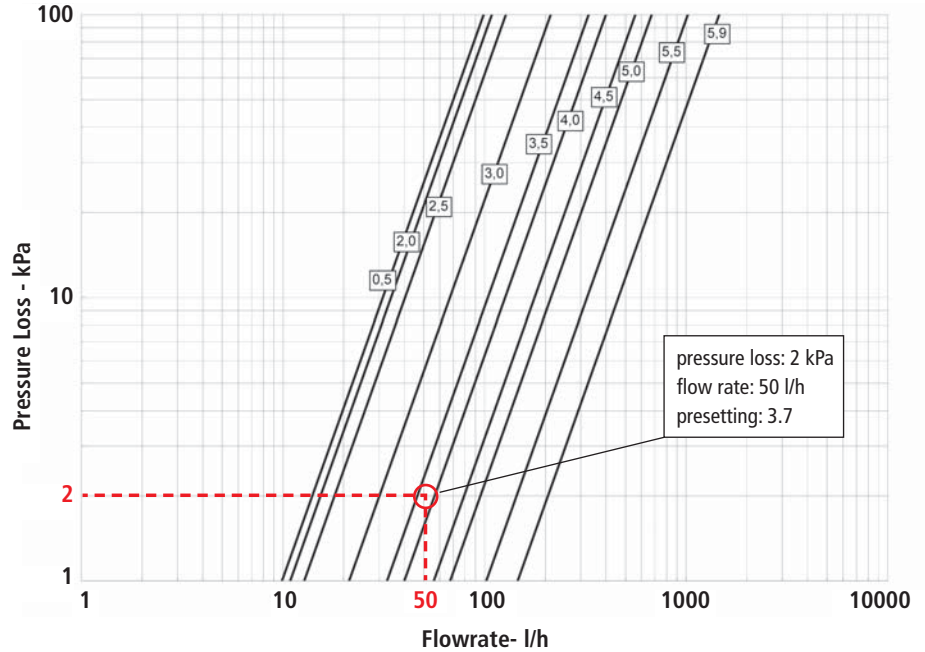
For a required flow rate of 50 l/h with a pressure loss of 2 kPa the DN15 'Multi-Fix' valve would require be set to position 3.7.

If the required pressure loss was 1.5 kPa instead of 2 kPa the setting between 4 and 4.5 could be apportioned i.e 4.2 or the next setting could be used 4.5 to guarantee the minimum required flow of 50 l/h.

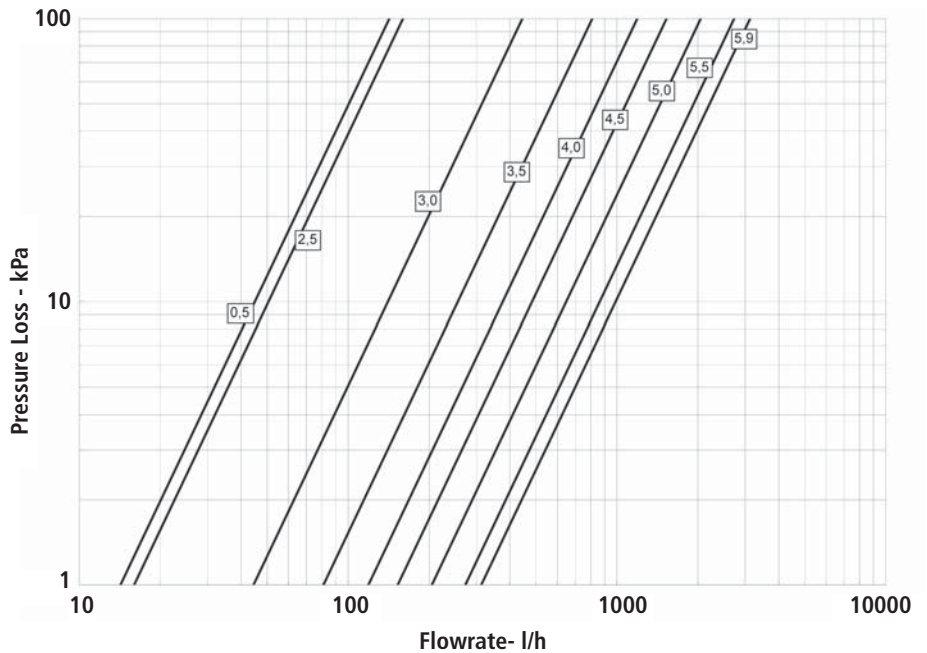
During commissioning the actual temperature would be measured using the thermometer and the valve adjusted slightly to achieve the specified temperature of 58°C.

Flow Charts

'Multi-Fix' DN 15 manual circulation control valve

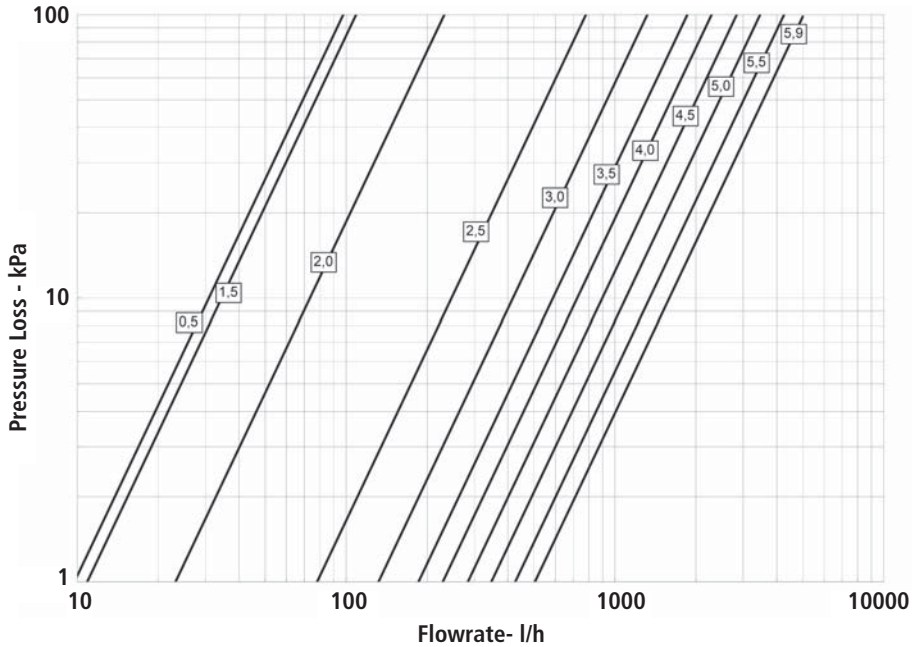


'Multi-Fix' DN 20 manual circulation control valve

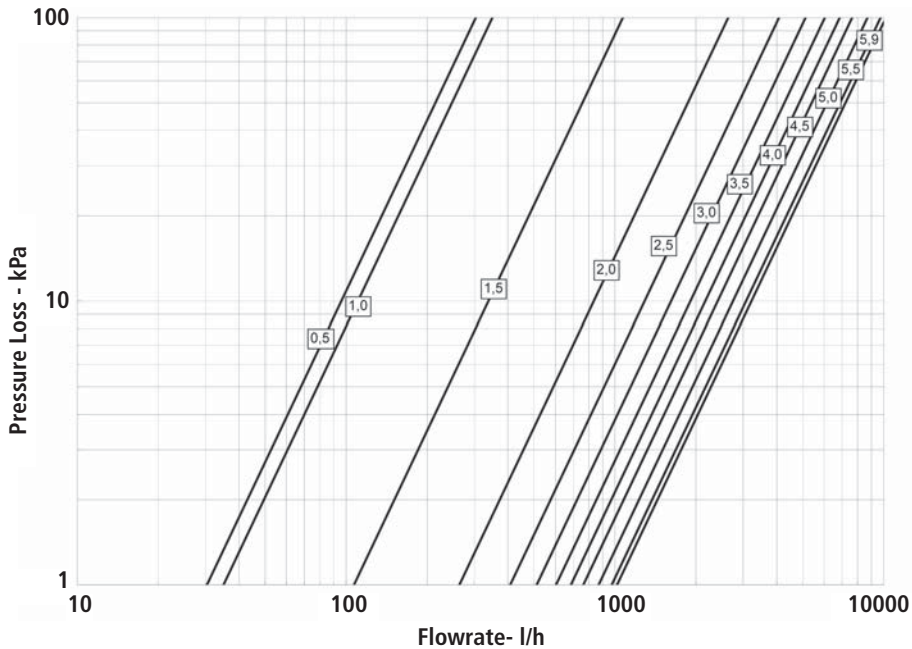


Flow Charts

'Multi-Fix' DN 25 manual circulation control valve



'Multi-Fix' DN 32 manual circulation control valve



Kemper UK & Ireland Ltd.,
 2 Ripple Court
 Brockridge Business Park
 Twynning, Tewkesbury
 Gloucester, GL20 6FG
 Phone +44 16 84 - 85 49 30
 Fax +44 16 84 - 85 49 31
 info@kemper-uk.com

Gebr. Kemper GmbH + Co. KG
 Metallwerke
 Harkortstraße 5
 57462 Olpe

Phone +49 27 61 - 8 91 - 0
 Fax +49 27 61 - 8 91 - 1 75
 info@kemper-olpe.de